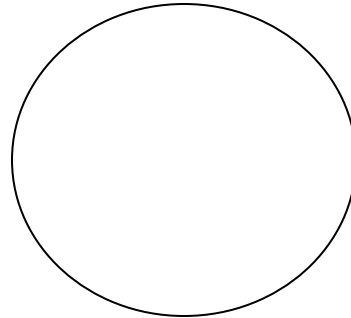

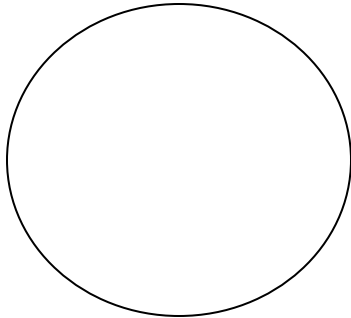
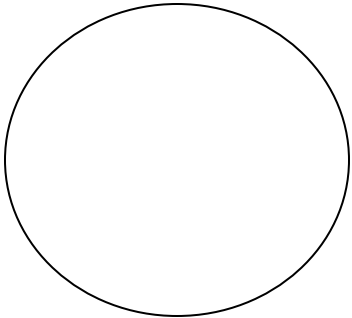


Names _____

Pottery Classification

Directions: Look at the sherds (fragments of pottery). Decide criteria for dividing the sherds categories. In the circles below sketch an example of that category. Write criteria on the lines below the circle and with the number of sherds in that category in the box provided. Use as many criteria as needed to classify the sherds.



List Criteria

List Criteria

List Criteria

List Criteria

of sherds

of sherds

of sherds

of sherds

Explain why you used these criteria. _____
